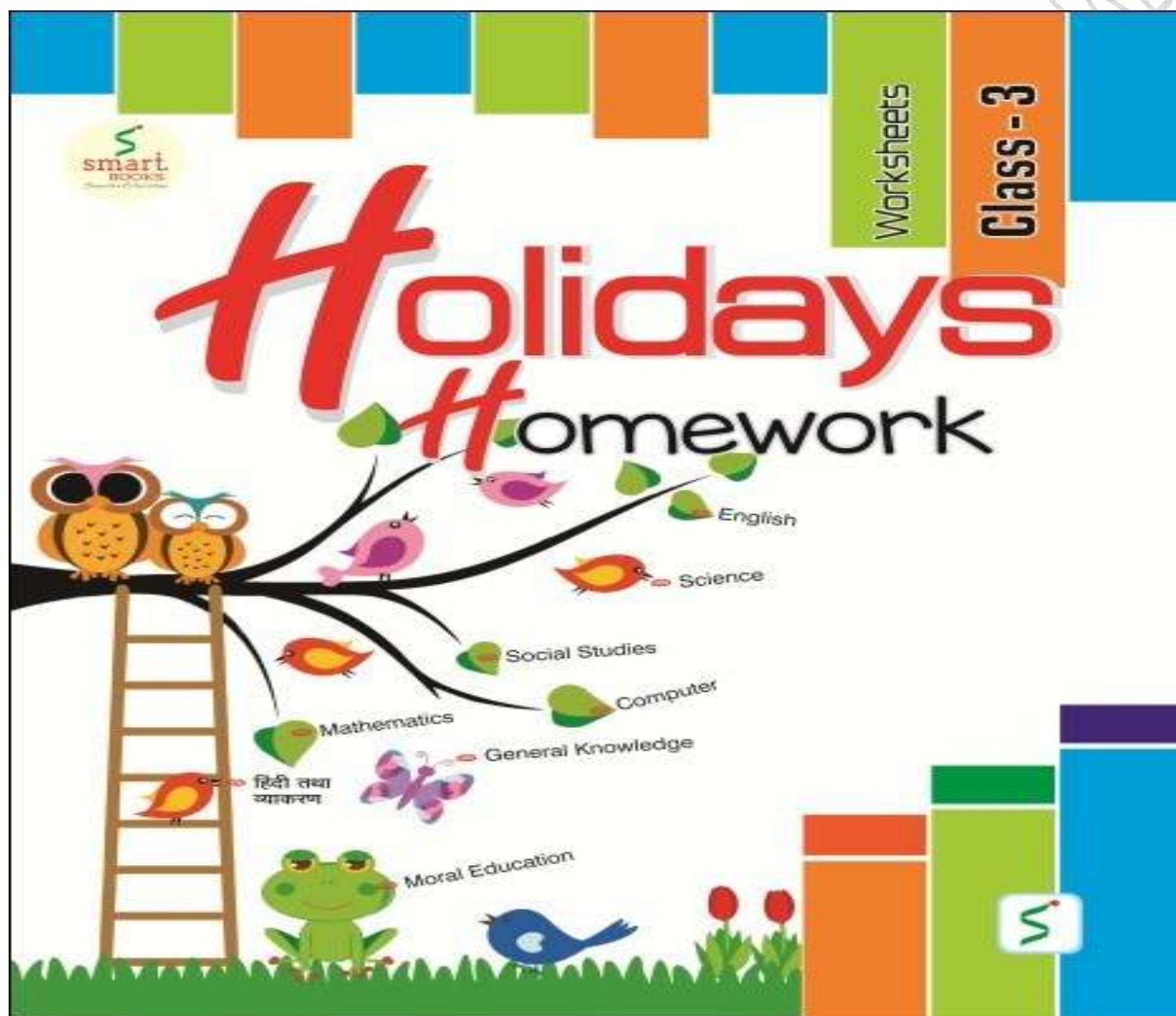




S.B.P. D.A.V. Centenary Public School, Fatehabad.

3-Mile Stone, Bigher Road, Fatehabad-125050.

Website: [www.davfatehabad.in](http://www.davfatehabad.in), E. Mail: [sbpdavftb@yahoo.co.in](mailto:sbpdavftb@yahoo.co.in), Ph. 297264



NAME.....

ROLL NO.....

*Dear Children*

*It's summer time, School vacation has begun,  
Time for children to play, and have fun in the sun  
Now the children are out of school,  
There are trees to climb, Swimming in the pool.  
Time to spend with special friends.*

*The much-awaited summer vacation is here again. Yes, it's a break from studies, early mornings and tests. It's also the time for fun, watching television, visiting new places and meeting your near and dear ones.*

*We wish that you enjoy every minute of this long break with your family and friends. It will be great if you are able to find time to visit museums and monuments, earn new things, explore new areas near your house, play indoor and outdoor games, read as many story books as you can, help your parents and grandparents, go for morning walk and play in the park in the evenings during your long summer break.*

*Remember, most importantly, it is the time to inculcate good reading habits. So, read plenty of books and newspaper on a regular basis.*

*Work on vocabulary enhancement. Pick up new hobbies. Watch informative programmes on National Geographic and Animal Planet. Work on building up your strengths. Don't forget to lend a helping hand at home.*

*We are giving you a variety of fun-filled activities and worksheets which you can do during the noontime. Do them neatly and submit the worksheets to your teachers after the vacation. Wishing all of you a very enjoyable and fun-packed summerbreak .*

*See you on , Monday , July 4 , 2022.*

*Have a fun filled vacation!!*

**PRINCIPAL**

# English

1. Do one page of handwriting daily for 15 days in rough notebook.
2. Learn the syllabus taught till now.
3. Reading is a pleasure. It enhances our personality and makes us aware of the surroundings. So, read the newspaper everyday. Learn some new words and use them very often in your routine.
4. Given below is the list of some books. Choose any one to read during vacation and try to understand and use all the new words you find in the book. Find out at least 20 nouns from the book and write down on A4 sheets.

- a) Snow White
- b) The Sleeping Beauty
- c) Tales from Panchtantra
- d) The Noddy Series
- e) The Happy Prince

**5. Paste the pictures of the following persons and write 10-12 lines about them.**

- i) Grandfather/Grandmother
- ii) Brother/Sister

**Project work:**

1. Collect the pictures of common nouns and make a collage of them on A4 sheet.  
(Roll no. 1-15)
2. Collect the pictures of proper nouns and make a collage of them on A4 sheet.  
(Roll no. 16-30)

**3. Button Dictionary**

Cut 26 circles in equal size. Write a word on each circle starting with a different alphabet (A to Z). Write their meaning and use the words in your own sentences. Arrange the circles in alphabetical order. Join the circles and represent them in a form of a book. (use coloured sheets)  
(Roll no. 1-30)

**6. Read the following passages and answer the questions that follow:**

**Passage -1**

Forests are useful for us in many ways. They provide us timber to build houses and furniture. They also provide us wood for fuel and making paper. Forests provide shelter for birds, wild animals and insects. Forests also bring rainfall. If forests are destroyed, they will become deserts. This will destroy the homes of the birds, wild animals and insects.

**1.1 On the basis of your reading of the above passage, complete the following sentences.**

- a) Forests provide us timber to build houses .....
- b) Forests provide shelter for birds, ..... and .....
- c) If forests are destroyed, they will become .....

**1.2. Choose the right option for the following questions.**

- a) What do the forests bring?
  - i) Downfall                      ii) Rainfall                      iii) Flood
- b) What do the forests provide us for fuel and making paper?
  - i) Flower                      ii) Wood                      iii) Seed

**1.3 Find antonyms (opposites) of the following words from the passage.**

- a) Useless .....
- b) Domestic .....

### **Passage – 2**

Honeybee is one of the insects which is very useful for us. Honeybees are usually attracted to sweet smelling flowers. Such flowers produce a sweet liquid called nectar. Honeybees suck nectar from flowers and carry to a hive where they live. Bees build hives on trees and roofs of old buildings. A beehive consists of many six sided chambers called combs. Honeybees store nectar in these combs where it changes into honey.

**2.1. Answer the following questions:**

- a) Where do bees build hives?
- b) Where do honeybees store nectar?
- c) What is nectar?

**2.2 On the basis of your reading of the above passage, complete the following sentences:**

- a) Honeybees are usually attracted to .....
- b) Honeybees suck.....from flowers.

**2.3. Find antonyms (opposites) of the following words from the passage:**

- a) Bitter .....
- b) Useless .....

**2.4. Find five nouns from the passage:**


.....



7. Do the following worksheets:-

## Synonyms Review

Fill in the puzzle with the words that mean the same thing or almost the same thing.



### ACROSS

- 4 Synonym of Hop  
5 Synonym of Hot  
6 Synonym of Stone  
8 Synonym of Start  
9 Synonym of Throw  
12 Synonym of Big  
13 Synonym of Fire

### DOWN

- 1 Synonym of Eat  
2 Synonym of Go away  
3 Synonym of Run  
7 Synonym of Finish  
8 Synonym of Dance  
10 Synonym of Talk  
11 Synonym of Automobile















### WORD BANK

begin	boogie
car	end
flame	giant
jump	leave,
munch	rock
speak	sprint
toss	warm

# Opposite words









Draw a line to match the word on the left to its opposite.

wet 	 slow
hot 	 hard
long 	 dry
fast 	 day
night 	 short
soft 	 old
young 	 cold

## Personal Pronouns

Look at the picture and circle the correct pronoun.

	<input type="text" value="he"/> <input type="text" value="she"/> <input type="text" value="it"/>		<input type="text" value="he"/> <input type="text" value="she"/> <input type="text" value="it"/>
	<input type="text" value="he"/> <input type="text" value="she"/> <input type="text" value="it"/>		<input type="text" value="he"/> <input type="text" value="she"/> <input type="text" value="it"/>
	<input type="text" value="he"/> <input type="text" value="she"/> <input type="text" value="it"/>		<input type="text" value="he"/> <input type="text" value="she"/> <input type="text" value="it"/>
	<input type="text" value="he"/> <input type="text" value="she"/> <input type="text" value="it"/>		<input type="text" value="he"/> <input type="text" value="she"/> <input type="text" value="it"/>

# Common and Proper Nouns

Colour the nouns using the colour code below:

common noun



proper noun



Ms. Jane

corn

song

India

dog

turkey

city

hotel

Sunday

newspaper

Lucknow

friend

December

beach

truck

hospital

girl

Australia

John

school

Put in am, is or are in the sentences below.

1. We \_\_\_\_\_ scared.



2. He \_\_\_\_\_ in the garden.



3. I \_\_\_\_\_ drawing shapes.



4. They \_\_\_\_\_ riding their bikes.



5. She \_\_\_\_\_ a nurse.



6. You \_\_\_\_\_ a smart boy.



7. I \_\_\_\_\_ sleepy.



8. The girls \_\_\_\_\_ hungry.



9. Tom and I \_\_\_\_\_ scientist.



10. It \_\_\_\_\_ sad.





# WAS OR WERE

1. Complete the sentences with WAS or WERE and match with the pictures.

1. I \_\_\_ was \_\_\_ happy last night.



2. It  rainy yesterday.



3. They  at the beach

4. She  sad in the morning.



5. I  at school yesterday

6. He  very angry with me.

7. It  hot yesterday night.



8. They  playing in the park.

## Present Continuous Tense

1. They  (play) football.



2. He  (sing).



3. She  (read) a book.



4. Tom  (jump).



5. My mum  (make) a cake for me.



6. Martin  (play) the guitar.



7. The chef  (cook).



8. They  (ride a bike) in the garden.



9. The bird  (fly).



10. We  (make) a snowman.



Identify the underlined words as common nouns or proper nouns. Write C if it is a common noun and P if it is a proper noun.

1. Harry took a trip to the mountains.

2. My brother lives in Holetown.

3. That shirt is blue and red.

4. Her birthday party was last Saturday.

5. Next summer, we will visit Guyana.

6. I enjoy playing with my puppy.

7. Chefette is very close to our school.

8. I just can't wait until it's Christmas!




MRS.  
TAITT-HOPE

# हिंदी

1. इकाई परीक्षा का पाठ्यक्रम पाठ 1 से 3 (भाषा माधुरी + भाषा अभ्यास)
2. कॉपी व पुस्तक में कराया गया कार्य याद करे ।
3. आप ग्रीष्मावकाश में कहाँ घूमने गए उसके बारे में कोई दस वाक्य लिखिए ।
4. अपनी पाठ्य पुस्तक में पढ़ाए गए पाठ में से प्रतिदिन कोई पाँच नए शब्द छांटकर लिखिए और उनको वाक्यों में प्रयोग सुंदर लेख में कीजिए । (15 दिन )
5. प्रतिदिन हिंदी की पाठ्य पुस्तक को पढ़िए ( 15 दिन )
6. किसी भी जानवर का एक मुखौटा बनाइए ।
7. अपने दादा-दादी का चित्र A4 शीट पर लगाकर उनके बारे में 10 वाक्य लिखिए

संज्ञा

प्रश्न 8. नीचे दिए गए चित्र में से दस शब्द नाम वाले ढूंढ कर लिखिए :-



नाम वाले शब्द

1. \_\_\_\_\_

2. \_\_\_\_\_

3. \_\_\_\_\_

4. \_\_\_\_\_

5. \_\_\_\_\_

.6 \_\_\_\_\_

\_\_\_\_\_ .7

\_\_\_\_\_ .8

\_\_\_\_\_ .9

\_\_\_\_\_ .10



इन शब्दों को वाक्य में प्रयोग कीजिए -:

1. \_\_\_\_\_
2. \_\_\_\_\_
3. \_\_\_\_\_
4. \_\_\_\_\_
5. \_\_\_\_\_

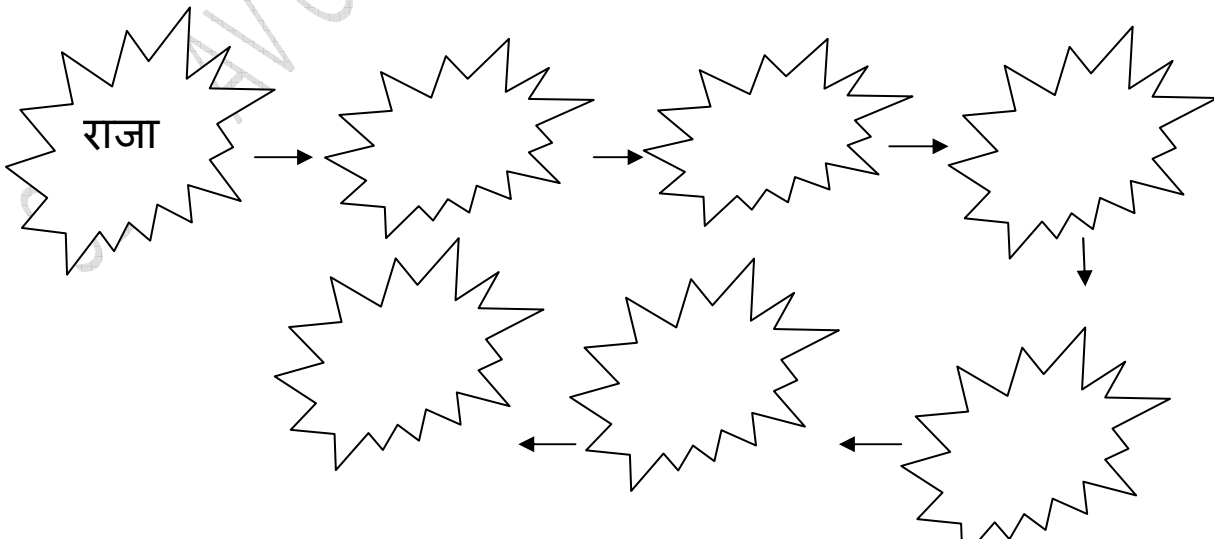
प्रश्न 9 निम्नलिखित शब्दों पर अनुस्वार और अनुनासिक लगाइ .ए -:

यहा	मदिर	चीटी	घोसला	घटा
वहा	आखें	सुदर	दिखाऊगा	गाठ
जाएगे	पूछ	गाव	हसना	ककड़

प्रश्न 10-से चार ( ढ ) और ( इ ) .चार शब्द बनाइए -:

1. इ \_\_\_\_\_ , \_\_\_\_\_ , \_\_\_\_\_ , \_\_\_\_\_ -
- 2 ढ \_\_\_\_\_ , \_\_\_\_\_ , \_\_\_\_\_ , \_\_\_\_\_ -


प्रश्न 11-:दिए गए शब्द से शब्द लड़ी बनाइए .




प्रश्न 12 .नीचे दिए गए चित्रों को पहचान कर उनका नाम लिखिए और उनके लिंग बदलिए



नीचे दिए गए चित्रों को पहचान कर उनका नाम लिखिए और उनके लिंग बदलिए



प्रश्न 13 नीचे दिए गए चित्रों को पहचान कर उनके नाम लिखिए और उनके वचन बदलिए



\_\_\_\_\_

\_\_\_\_\_



\_\_\_\_\_

\_\_\_\_\_



\_\_\_\_\_

\_\_\_\_\_



\_\_\_\_\_

\_\_\_\_\_



\_\_\_\_\_

\_\_\_\_\_

नीचे दिए गए चित्रों को पहचान कर उनके नाम लिखिए और उनके वचन बदलिए



\_\_\_\_\_

\_\_\_\_\_




\_\_\_\_\_

\_\_\_\_\_



\_\_\_\_\_

\_\_\_\_\_



\_\_\_\_\_

\_\_\_\_\_



\_\_\_\_\_

\_\_\_\_\_

प्रश्न 14 . नीचे दी गई सूची में से उन कार्यों को चुनिए जिन्हें आप प्रतिदिन करना पसंद करते हैं यह भी सोचे , इन कार्यों को आप प्रतिदिन कितना समय देते हैं :-

किताब पढ़ना

\_\_\_\_\_

\_\_\_\_\_

कहानी सुनना

\_\_\_\_\_

\_\_\_\_\_

टी देखना .वी.

\_\_\_\_\_

\_\_\_\_\_

गाने सुनना

\_\_\_\_\_

\_\_\_\_\_

घर के बाहर दोस्तों के साथ खेलना

\_\_\_\_\_

\_\_\_\_\_

साइकिल चलाना

\_\_\_\_\_

\_\_\_\_\_

तश्ना

\_\_\_\_\_

\_\_\_\_\_

घूमने जाना

\_\_\_\_\_

\_\_\_\_\_

मोबाइल या कंप्यूटर पर खेलना

\_\_\_\_\_

\_\_\_\_\_

अपने दादा- दादी के साथ समय बिताना-

\_\_\_\_\_

# Mathematics Mathematics



## **General Instructions:**

**Do all the work on A4 size sheets and submit in a folder with cover page. Do the work neatly and sincerely.**

1. Picturize and make a colorful scenery of your Birthday showing different geometrical shapes in birthday celebrations. ( **On an A-4 size sheet**)(R.NO. 1 to 10)

**Hint: Few Examples are as follows:**

- ❖ Gifts/ Ice cream brick: Cuboid / Cube
- ❖ Ice cream cone/ birthday caps: Cones
- ❖ Balloons: Sphere
- ❖ Cake/candle: Cylinder

2. **Make a collage of different food items** in which you can observe different shapes.  
eg. Triangle in sandwich, sphere in orange etc. on A4 sheet. (R.NO. 11 to 20)

3. **Collect the different Indian currency duplicate notes and original coins.** Paste them on A4 sheet. (R.NO. 21 to 30)

4. Prepare chapter -1, 2, 3 for your **unit test**.

- 5 . Make a **pocket diary of tables 2 to 15**.

## Assignment

**Q.1) Write down the smallest 4 digit and greatest 4 digit number in which no digit is repeated.**

.....  
.....

**Q.2) Write the smallest and greatest number using digit 8 ,0 ,9 , 2**

**Smallest number:-** \_\_\_\_\_ **Greatest number:-** \_\_\_\_\_

**Q.3) Complete the pattern :-**

a) 1000 , 1010, 1020, \_\_\_\_\_ , \_\_\_\_\_ , \_\_\_\_\_ , \_\_\_\_\_

b) 9999, 8888 , 7777 , \_\_\_\_\_ , \_\_\_\_\_ , \_\_\_\_\_ , \_\_\_\_\_

c) 986 , 886 , 786 , \_\_\_\_\_ , \_\_\_\_\_ , \_\_\_\_\_ , \_\_\_\_\_

d) 1 , 11, 111 , \_\_\_\_\_ , \_\_\_\_\_ , \_\_\_\_\_ , \_\_\_\_\_

e) 870 , 820 , 770 , \_\_\_\_\_ , \_\_\_\_\_ , \_\_\_\_\_ , \_\_\_\_\_

**Q.4) Write down the successors of:**

a) greatest 1 digit :- \_\_\_\_\_

b) greatest 2 digit:- \_\_\_\_\_

c) greatest 3 digit:- \_\_\_\_\_

d) greatest 4 digit:- \_\_\_\_\_

**Q.5) Write down the predecessor of smallest 1 digit to smallest 4 digit number:-**

a) smallest 1 digit :- \_\_\_\_\_

b) smallest 2 digit:- \_\_\_\_\_

c) smallest 3 digit:- \_\_\_\_\_

d) smallest 4 digit:- \_\_\_\_\_

**Q.6) Write down the age of your family members and then arrange them in to ascending order:- Ascending order:-** \_\_\_\_\_



**Q.7) Fill in the blanks:-**

- a)  $234 + 0 = \underline{\hspace{2cm}}$
- b)  $1849 - 0 = \underline{\hspace{2cm}}$
- c)  $\underline{\hspace{2cm}} - 0 = 6550$
- d)  $438 + \underline{\hspace{2cm}} = \underline{\hspace{2cm}} + 98$

**Q.8) A shopkeeper had 2000 eggs in his shop. He sold 1367 eggs . How many eggs are remaining ?**

**Q.9) Subtract and check your answer.:-**

a)  $9000 - 7676$

Check

b)  $8767 - 1634$

Check


**Q.10) Find the difference the largest number of 4 digit and smallest number of 3 digit .**

# science

1. Read and Learn Chap-1,2 for UT – 1
2. Use your all senses ,go to kitchen and find out food items we get from plant. Enlist ten food items that we get from plants and complete the following table

Plant -based food name	Kitchen item used	Name of the plant they come from	Categorise the plants into tree, herb, shrub, climber, creeper
Chappati	Flour	Wheat	Herb

3. Dry different types of leaves. Paste them on an A4 size sheet/drawing sheet in beautiful creative way e.g. animals, birds etc .



## SOCIAL-SCIENCE

- Syllabus for UT- Chapter 1 and 2.
- Learn chapter 1 to 3
- Read chapter 1 to 3 and write at least 20 important key words.
- Learn all the 28 states of India, and also fill them in the map of India.
- Make a thanks giving card for a family member whom you want to thank. Mention the reason for your gratitude. ( Based on Ch. 2 page no. 16)

**NOTE (either make flashcards or make thanks giving card)**

- **Make at least five flashcards on the following topics:**

Our Food	(Roll No.1 to7)
Our Dresses	(Roll No.8 to14)
Tools of early man	(Roll No.15 to21)
Different types of Houses	(Roll No.22 to28)

**Note: Divide Card board into four equal parts and prepare flash cards accordingly**

- **Rearrange the letters to find out the correct word.**

MREBELSE-\_\_\_\_\_

IETCLDNIA-\_\_\_\_\_

NOITAPUCCO-\_\_\_\_\_

RLIEEAVST-\_\_\_\_\_

FMAYLI-\_\_\_\_\_

HTOPORAGHP-\_\_\_\_\_

CAKERSR-\_\_\_\_\_

NRITEATONIALN-\_\_\_\_\_

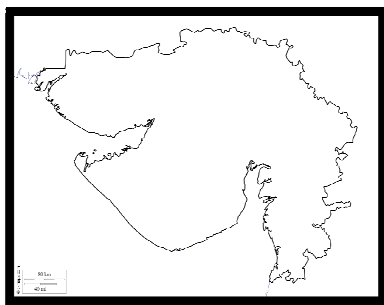
- **Now find these correct words in this table and colour or encircle it.**

I	N	T	E	R	N	A	T	I	O	N	A	L
G	N	E	R	Q	I	D	E	N	T	I	C	A
M	A	T	F	W	T	Y	Z	H	H	A	M	L
C	W	R	E	S	E	M	B	L	E	A	H	R
R	M	S	C	R	T	A	N	R	E	T	N	I
A	O	C	C	U	P	A	T	I	O	N	L	A
C	C	A	K	M	Y	A	A	H	L	H	M	W
K	A	P	P	H	O	T	O	G	R	A	P	H
E	F	A	M	I	L	Y	Z	I	H	T	T	H
R	A	I	D	E	N	T	I	C	A	L	T	J
S	U	R	E	L	A	T	I	V	E	S	P	C

- Identify the shape of state and write the name of popular food of that state.

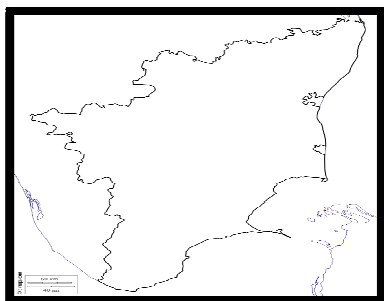
Name of the state

Popular food



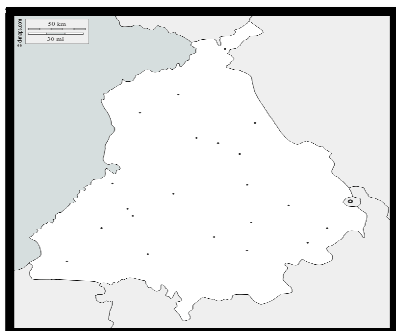
\_\_\_\_\_

\_\_\_\_\_



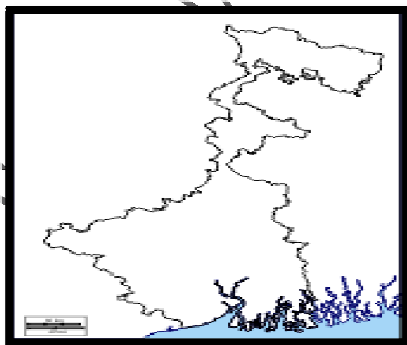
\_\_\_\_\_

\_\_\_\_\_



\_\_\_\_\_

\_\_\_\_\_



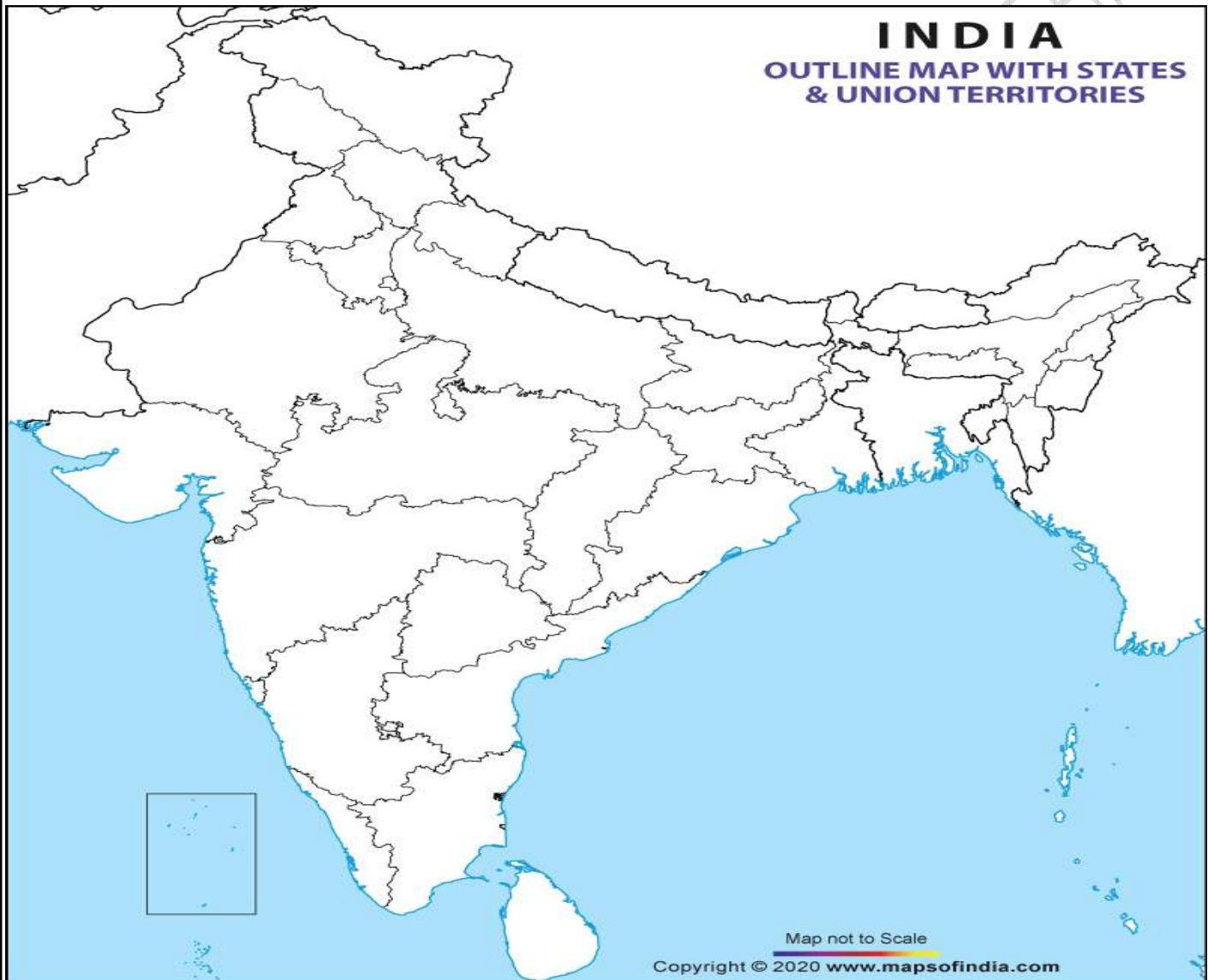
\_\_\_\_\_

\_\_\_\_\_

➤ **Riddles**

**Guess the name of states-**

- 1) You are eating puranpoli. You are in \_\_\_\_\_
- 2) You are eating drinking thupka. You are in \_\_\_\_\_
- 3) You are eating dhokla. You are in \_\_\_\_\_
- 4) You are eating gostaba. You are in \_\_\_\_\_
- 5) You are eating litti-choke. You are in \_\_\_\_\_



*Happy Holidays*